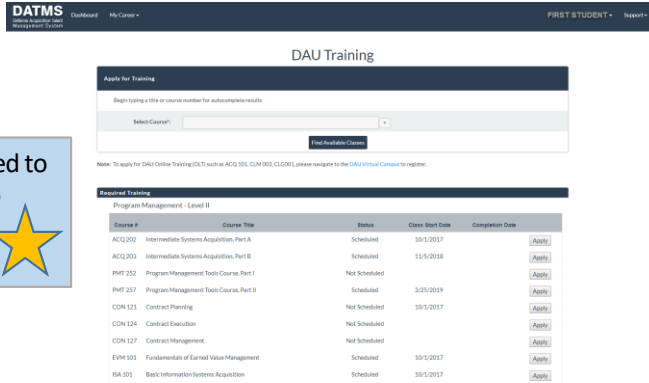


HOW TO IDENTIFY DAU ONLINE TRAINING FROM DATMS

1. To begin, navigate to <https://www.atrrs.army.mil/datms> with your CAC.
2. Click **My Career | Apply for Training**.
3. Once the **DAU Training** screen displays, you have several options to identify online training courses.



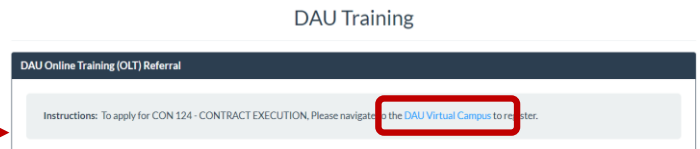
NOTE: DATMS is configured to help route you to CSOD to register for online DAU training.



NOTE: Registration for ONLINE training is completed through DAU's Virtual Campus - CSOD.

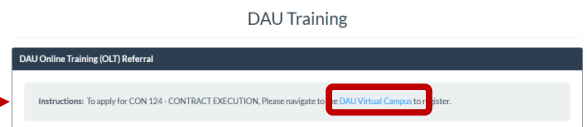
- a. Option 1: Enter the **Course ID** or **Course Title** in the **Select Course*** field and click the **Find Available Courses** button. If the selected course is online, you will be directed to the **DAU Virtual Campus** link.

DAU Training



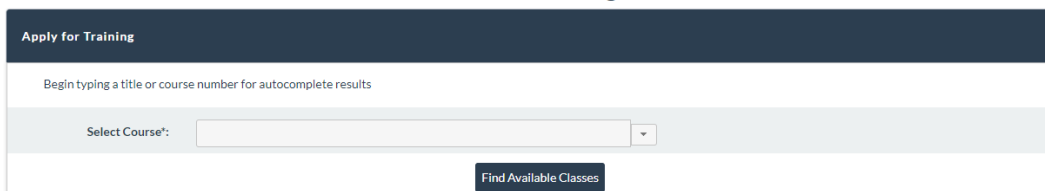
- b. Option 2: In the **DAU Training Required Training** section, click the **Apply** button next to the course you want to take. If the selected course is online, you will be directed to the **DAU Virtual Campus** link.

Course #	Course Title	Status	Class Start Date	Completion Date
ACQ 202	Intermediate Systems Acquisition, Part A	Scheduled	10/1/2017	
ACQ 203	Intermediate Systems Acquisition, Part B	Scheduled	11/5/2018	
PMT 252	Program Management Tools Course, Part I	Not Scheduled		
PMT 257	Program Management Tools Course, Part II	Scheduled	3/25/2019	
CON 121	Contract Planning	Not Scheduled	10/1/2017	
CON 124	Contract Execution	Not Scheduled		
CON 127	Contract Management	Not Scheduled		
EVM 101	Fundamentals of Earned Value Management	Scheduled	10/1/2017	
ISA 101	Basic Information Systems Acquisition	Scheduled	10/1/2017	



- c. Option 3: If you already know the course you want to take is online, click the **DAU Virtual Campus** link on the **DAU Training** screen. In this case, you do not need to enter anything into the **Select Course*** field.

DAU Training



Note: To apply for DAU Online Training (OLT) such as ACQ 101, CLM 003, CLG001, please navigate to the **DAU Virtual Campus** to register.